

KANSAS CREDIT UNIONS

KANSAS CREDIT UNION STATISTICS | NATIONWIDE | WORLDWIDE

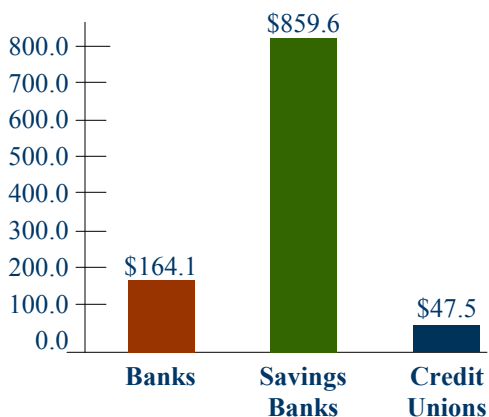
	Kansas State Charter	Kansas Federal Charter	Total Kansas	Average per CU	Nationwide	Worldwide
Number of Members	574,471	53,093	627,564	6,214	92,619,205	187,986,967
Total Loans	\$2,880,386,587	\$253,349,210	\$3,133,735,797	\$31,027,087	\$580,035,421,000	\$960,089,324,649
Total Assets	\$4,346,508,134	\$455,411,300	\$4,801,919,434	\$47,543,757	\$934,134,063,000	\$1,460,551,666,291
Number of CUs	80	21	101		7,400	52,945

Kansas credit union statistics from National Credit Union Administration, December 2011 Call Reports

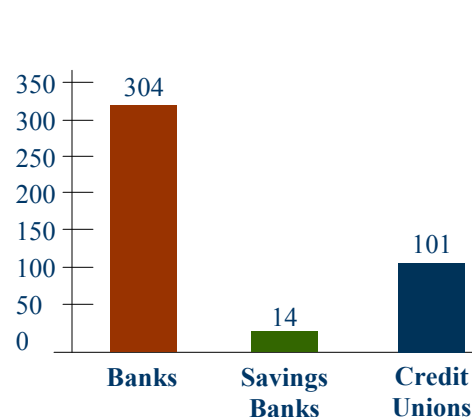
Nationwide statistics from Credit Union National Association December 2010 | Worldwide statistics from World Council of Credit Unions, December 2010

KANSAS CREDIT UNION AND BANK COMPARISON

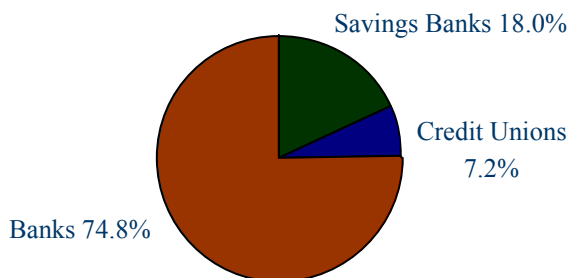
AVERAGE ASSET SIZE (\$ IN MILLIONS)



NUMBER OF INSTITUTIONS



KANSAS MARKET SHARE (ASSETS)



DID YOU KNOW?

- Kansas credit unions provide more than \$39 million annually in direct benefits to their members.
- Annual growth figures for assets, shares and loans remain strong at Kansas credit unions, exceeding national trends.
- Currently, Kansas credit unions serve more than 625,000 members. From Sept. 2010 to Sept. 2011, Kansas credit unions grew by 5% (compared to national growth of 0.7%).
- 88% of credit union members are satisfied with their financial institution's service.
(Prime Performance 2011 Bank & Credit Union Satisfaction Survey)

*Bank Statistics from FDIC, December 2011 Call Reports



KANSAS CREDIT UNION ASSOCIATION

2872 North Ridge Road, Suite 122
Wichita, KS 67205
kcua.coop